


Unlock the Wonders of Aquascaping: A Comprehensive Guide for Beginners

Aquascaping is the art of creating beautiful, underwater landscapes. It's a fascinating hobby that combines creativity, biology, and engineering. If you're interested in learning how to aquascape, then you're in luck! This guide will teach you everything you need to know to get started.



Basic Aquascaping for Beginners: Getting Started with Aquascaping by Yukio Matsudo

★★★★☆ 4.5 out of 5

Language : English
File size : 29163 KB
Text-to-Speech : Enabled
Screen Reader : Supported
Enhanced typesetting : Enabled
Print length : 29 pages
Lending : Enabled



What is Aquascaping?

Aquascaping is the art of creating beautiful, underwater landscapes. It's a combination of gardening and fishkeeping. Aquascapers use plants, rocks, and other materials to create natural-looking habitats for fish and other aquatic creatures.

What are the Benefits of Aquascaping?

There are many benefits to aquascaping, including:

- It's a relaxing and rewarding hobby.
- It can help you learn about biology and ecology.
- It can improve your creativity and problem-solving skills.
- It can provide a beautiful and calming addition to your home.

How to Get Started with Aquascaping

If you're interested in getting started with aquascaping, then the first thing you need to do is set up an aquarium. You can choose from a variety of different aquarium sizes and shapes. Once you have your aquarium, you'll need to add water, plants, and fish.

Choosing Plants for Aquascaping

When choosing plants for aquascaping, it's important to consider the size of your aquarium, the amount of light you have, and the type of fish you want to keep. Some popular plants for aquascaping include:

- Java fern
- Anubias
- Our Book Library sword
- Water sprite
- Hornwort

Choosing Fish for Aquascaping

When choosing fish for aquascaping, it's important to consider the size of your aquarium, the type of plants you have, and the compatibility of the

fish. Some popular fish for aquascaping include:

- Tetras
- Guppies
- Corydoras catfish
- Otocinclus catfish
- Killifish

Creating an Aquascape

Once you have your plants and fish, you can start creating your aquascape. Here are a few tips:


- Start with a plan. Decide what you want your aquascape to look like before you start adding plants and fish.
- Use a variety of plants and hardscape materials. This will create a more interesting and natural-looking aquascape.
- Pay attention to the scale of your aquascape. Plants should be in proportion to the size of the aquarium.
- Be patient. It takes time to create a beautiful aquascape. Don't be afraid to experiment and make changes until you're happy with the results.

Aquascaping is a fun and rewarding hobby that can be enjoyed by people of all ages. If you're interested in learning more about aquascaping, then I encourage you to check out the resources below.

Resources

- The Aquatic Gardeners Association: <https://aquaticgardeners.org/>
- The International Aquatic Plants Layout Contest: <https://iaplc.com/>
- The Aquascaping Wiki: <https://www.aquascapingwiki.com/>


I hope this guide has been helpful. If you have any questions, please feel free to leave a comment below.



Basic Aquascaping for Beginners: Getting Started with Aquascaping by Yukio Matsudo

★★★★☆ 4.5 out of 5

Language : English
File size : 29163 KB
Text-to-Speech : Enabled
Screen Reader : Supported
Enhanced typesetting : Enabled
Print length : 29 pages
Lending : Enabled



Getting High Fat Diet Easily Using Keto Fat Bomb Cookbook

Unveiling the Power of Fat Bombs The Keto Fat Bomb Cookbook empowers you with a treasure trove of knowledge and tantalizing recipes, igniting a culinary...



Are You Cryin' Brian? Find the Inspiration and Humor in Life's Everyday Moments

Life can be full of surprises. The good kind, the bad kind, and the kind that make you wonder what the heck just happened. In *Are You Cryin' Brian?*, Brian...