


# How to Remove Pearly Penile Papules Naturally



## HOW TO REMOVE PENILE PAPULES : How To Remove Pearly Penile Papules Naturally

★★★★☆ 4.5 out of 5

Language : English  
File size : 122 KB  
Text-to-Speech : Enabled  
Screen Reader : Supported  
Enhanced typesetting : Enabled  
Print length : 29 pages  
Lending : Enabled



Pearly penile papules are small, white or flesh-colored bumps that can appear on the shaft or head of the penis. They are caused by the accumulation of keratin, a protein that is found in the skin. Pearly penile papules are not harmful and do not require treatment. However, some people may wish to remove them for cosmetic reasons.

### Natural Methods for Removing Pearly Penile Papules

There are a number of natural methods that can be used to remove pearly penile papules. These methods are generally safe and effective, and they can be done at home.

1. **Apple cider vinegar** is a natural exfoliant that can help to remove dead skin cells and reduce the appearance of pearly penile papules. To use apple cider vinegar, simply apply it to the affected area with a


cotton ball or gauze pad. Leave it on for 10-15 minutes, then rinse with water.

2. **Tea tree oil** is a natural antiseptic and anti-inflammatory that can help to reduce the size and appearance of pearly penile papules. To use tea tree oil, dilute it with a carrier oil, such as olive oil or coconut oil. Then, apply it to the affected area with a cotton ball or gauze pad. Leave it on for 10-15 minutes, then rinse with water.
3. **Aloe vera** is a natural moisturizer and anti-inflammatory that can help to soothe and heal the skin. To use aloe vera, simply apply it to the affected area with a cotton ball or gauze pad. Leave it on for 10-15 minutes, then rinse with water.
4. **Baking soda** is a natural exfoliant that can help to remove dead skin cells and reduce the appearance of pearly penile papules. To use baking soda, make a paste with water and apply it to the affected area. Leave it on for 10-15 minutes, then rinse with water.
5. **Lemon juice** is a natural astringent that can help to tighten the skin and reduce the appearance of pearly penile papules. To use lemon juice, simply apply it to the affected area with a cotton ball or gauze pad. Leave it on for 10-15 minutes, then rinse with water.

### **Important Note**

It is important to note that these natural methods may not be effective for everyone. If you are considering using any of these methods, it is important to talk to your doctor first. This is especially important if you have any underlying health conditions or if you are taking any medications.


Pearly penile papules are a common and harmless skin condition. However, some people may wish to remove them for cosmetic reasons. There are a number of natural methods that can be used to remove pearly penile papules. These methods are generally safe and effective, and they can be done at home. If you are considering using any of these methods, it is important to talk to your doctor first.



## HOW TO REMOVE PENILE PAPULES : How To Remove Pearly Penile Papules Naturally

★★★★☆ 4.5 out of 5

Language : English  
File size : 122 KB  
Text-to-Speech : Enabled  
Screen Reader : Supported  
Enhanced typesetting : Enabled  
Print length : 29 pages  
Lending : Enabled



## Getting High Fat Diet Easily Using Keto Fat Bomb Cookbook

Unveiling the Power of Fat Bombs The Keto Fat Bomb Cookbook empowers you with a treasure trove of knowledge and tantalizing recipes, igniting a culinary...



## **Are You Cryin' Brian? Find the Inspiration and Humor in Life's Everyday Moments**

Life can be full of surprises. The good kind, the bad kind, and the kind that make you wonder what the heck just happened. In *Are You Cryin' Brian?*, Brian...